Information for ORCDA's Friday Fun Day
Divisions & Classes

Friday CLASS LIST

This is not the order of Class Schedule. Each horse/rider pair may only enter one class in each division. Ribbons will be given for 1st – 6th place on Friday.

	Partnership On the Ground Freestyle		**Trail with Poles**
P1	Freestyle	T1	W/W Trail – Youth (under 18)
		T2	W/J Trail – Youth (under 18)
		T3	W/W – Adult (Am & Open)
	Rail Pleasure Cowboy Dressage Style	T4	W/J – Adult (Am & Open)
R1	W/J – Youth (13 & under)	T5	W/J/L – Adult and Youth
R2	W/J – Youth (14-17)		
R3	W/J – Amateur		
R4	W/J – Open		
R5	W/J/L – Amateur/Open/Youth		

Please note:

- *None of the classes on Friday are official Cowboy Dressage World (CDW) classes.*
- *Cowboy Dressage fundamentals are a key part of the basis for judging each class*
- *Refer to CDW Rules and Guidelines for definitions, equipment and attire: https://cowboydressageworld.com/wp-content/uploads/2025/06/RulesGuidelines-06-11-2025.pdf*

Partnership on the Ground Freestyle:

Class Descriptions/Rules:

- This class is meant to allow individuals to showcase their partnership and creativity using Cowboy Dressage POG and other groundwork maneuvers.
- Music may be used or not at the discretion of the competitor.
- Costumes or props may be used if desired
- Classes will be held inside challenge court
- Placings with ribbons 1st-6th.
- Equipment: Rope halter and lead, or flat (leather or nylon) halter and lead (no shanks or chains allowed)
- Class will be scored as follows: Use of CD maneuvers, Creativity, Originality, Harmony and Partnership, and Soft Feel, with emphasis on Soft Feel.

Cowboy Dressage Rail Class:

Class Descriptions:

- A group of riders work along the rail, demonstrating Cowboy Dressage gaits, transitions and soft feel. Rider's partnership with their horse is also judged.
- Classes will be held around court (apron/rail)
- Placings with ribbons 1st-6th.
- Judge may call for: Working Walk, Free Walk, Working Jog, Free Jog, Stop, Back, Turn on Forehand or Haunches, Walk on a Loose Rein, Working Lope (in appropriate classes).

Purpose: To showcase the horse and rider's Cowboy Dressage skillset in a group setting, with emphasis on soft feel, balance, harmony and partnership.

Class will be scored as follows: Rider's seat, balance and effective use of aids; Gait freedom and regularity; Group awareness in transitions; Harmony and Partnership; and Soft Feel, with emphasis on Soft Feel.

Cowboy Dressage Trail Class: Scoring includes obstacles, gaits, & collective scores

Class Descriptions:

- Individual riders complete a trail course primarily composed of Cowboy Dressage challenge court objects
- Classes will be held inside court
- Placings with ribbons 1st-6th.
- Trail patterns will be included in entry

Purpose: To showcase the horse and rider's ability to complete a trail course showcasing Cowboy Dressage skillset in an individual setting, with emphasis on soft feel, balance, harmony and partnership while executing various maneuvers.

Class will be scored as follows: Obstacle execution (quality of gait will be scored as an obstacle when required maneuver);Harmony and Partnership; and Soft Feel, with emphasis on Soft Feel.

Youth W/W

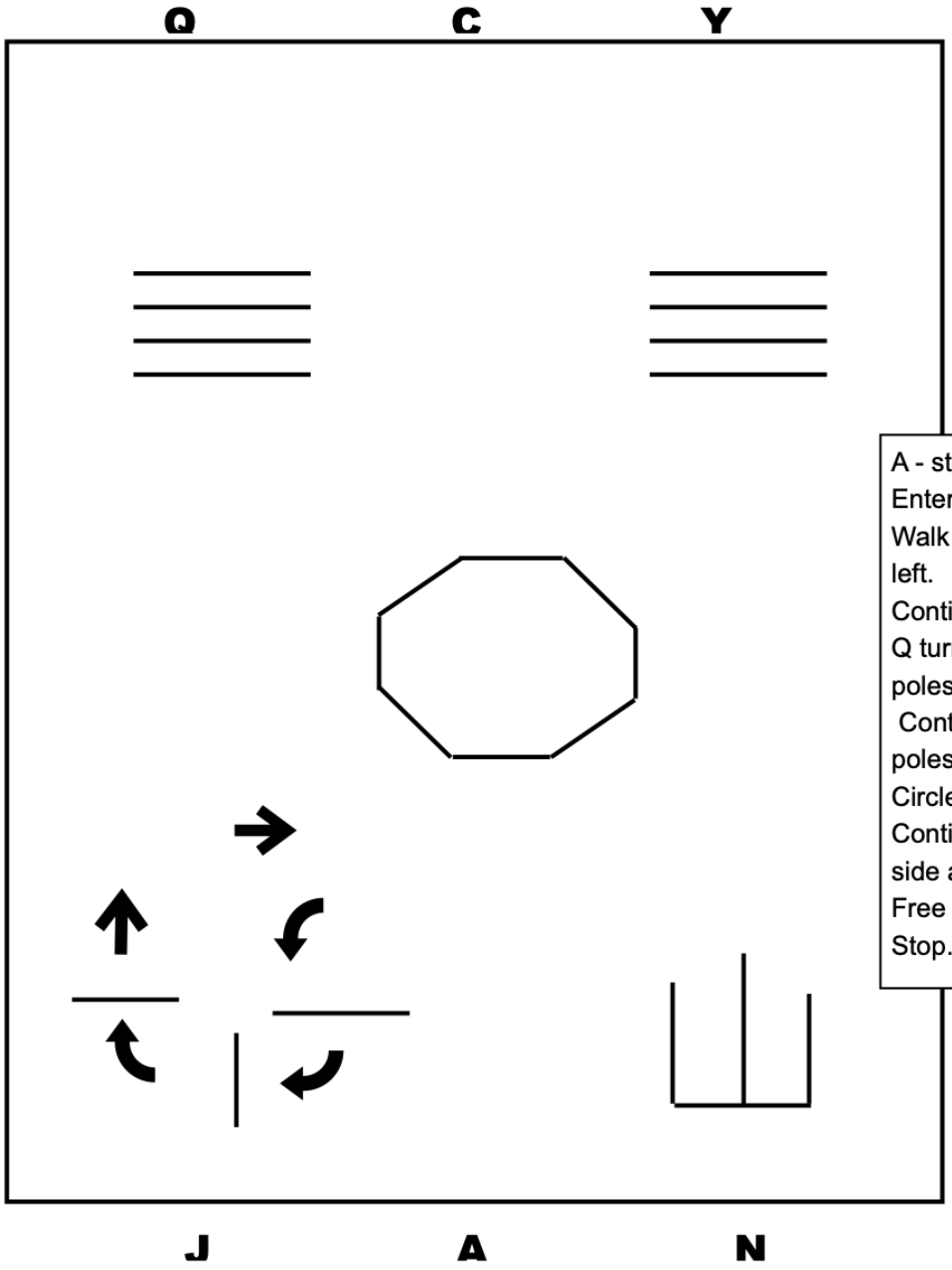

A - stop and salute.
Enter working walk.
Walk into octagon and circle left.
Continue to C. Turn left.
Q turn left and walk over poles.
Continue free walk to T poles.
Circle right over T poles.
Continue to back. Enter either side and back out.
Free walk to C.
Stop. Salute

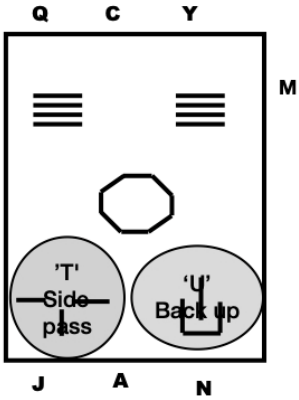

Youth W/J

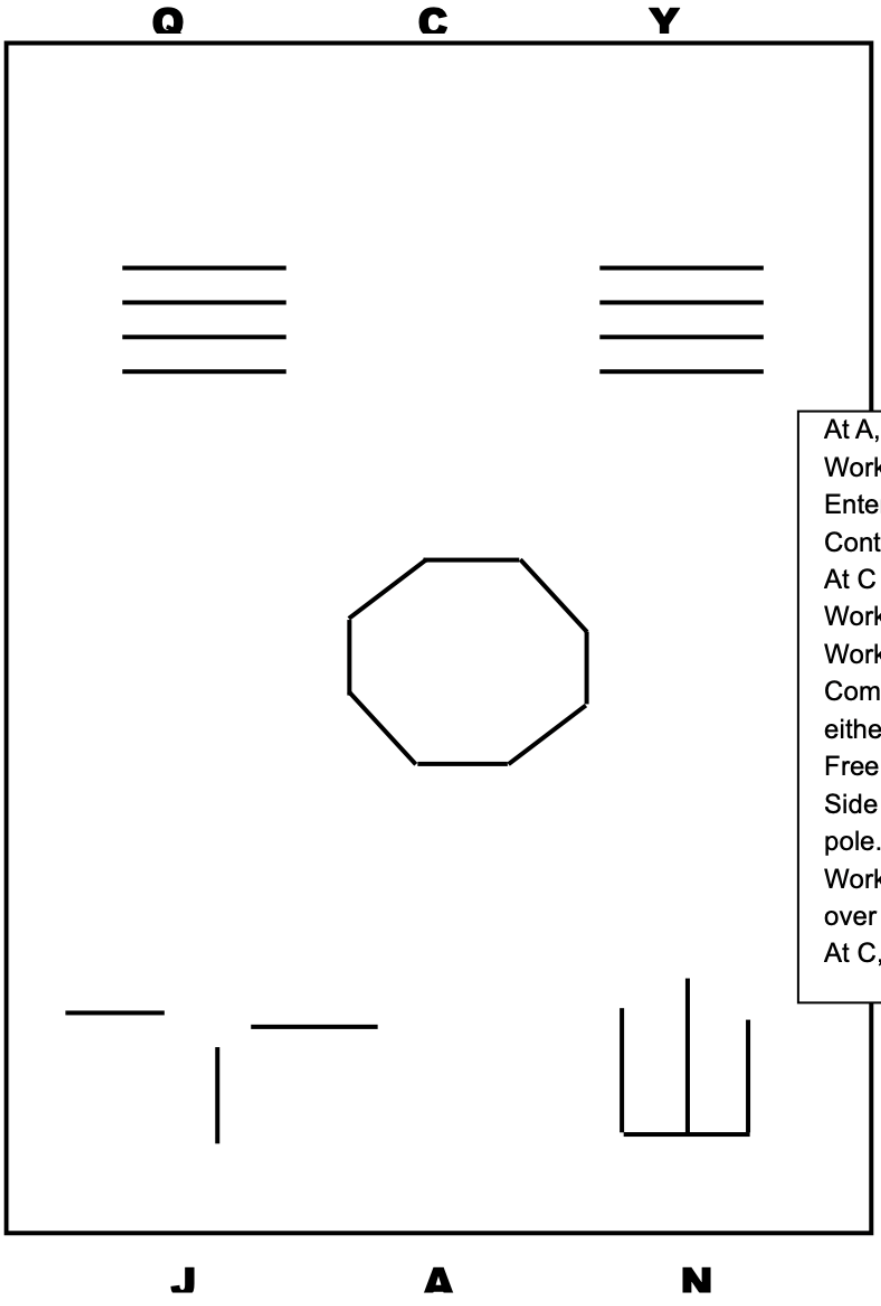

At A, stop at gate and salute.
Working walk to octagon.
Enter and circle left.
Continue working walk.
At C turn right.
Working walk over poles.
Working jog to the U back.
Come to a walk and enter
either side. Back out.
Free walk to the side pass.
Side pass right over one
pole. Stop. Side pass left.
Working jog to poles. Trot
over poles and turn right.
At C, stop and salute.

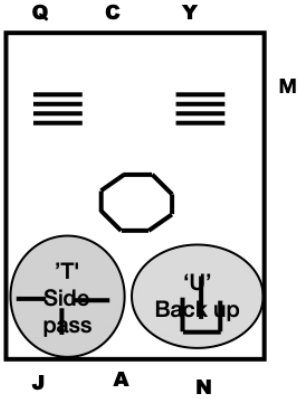

Adult Entry Level W/W

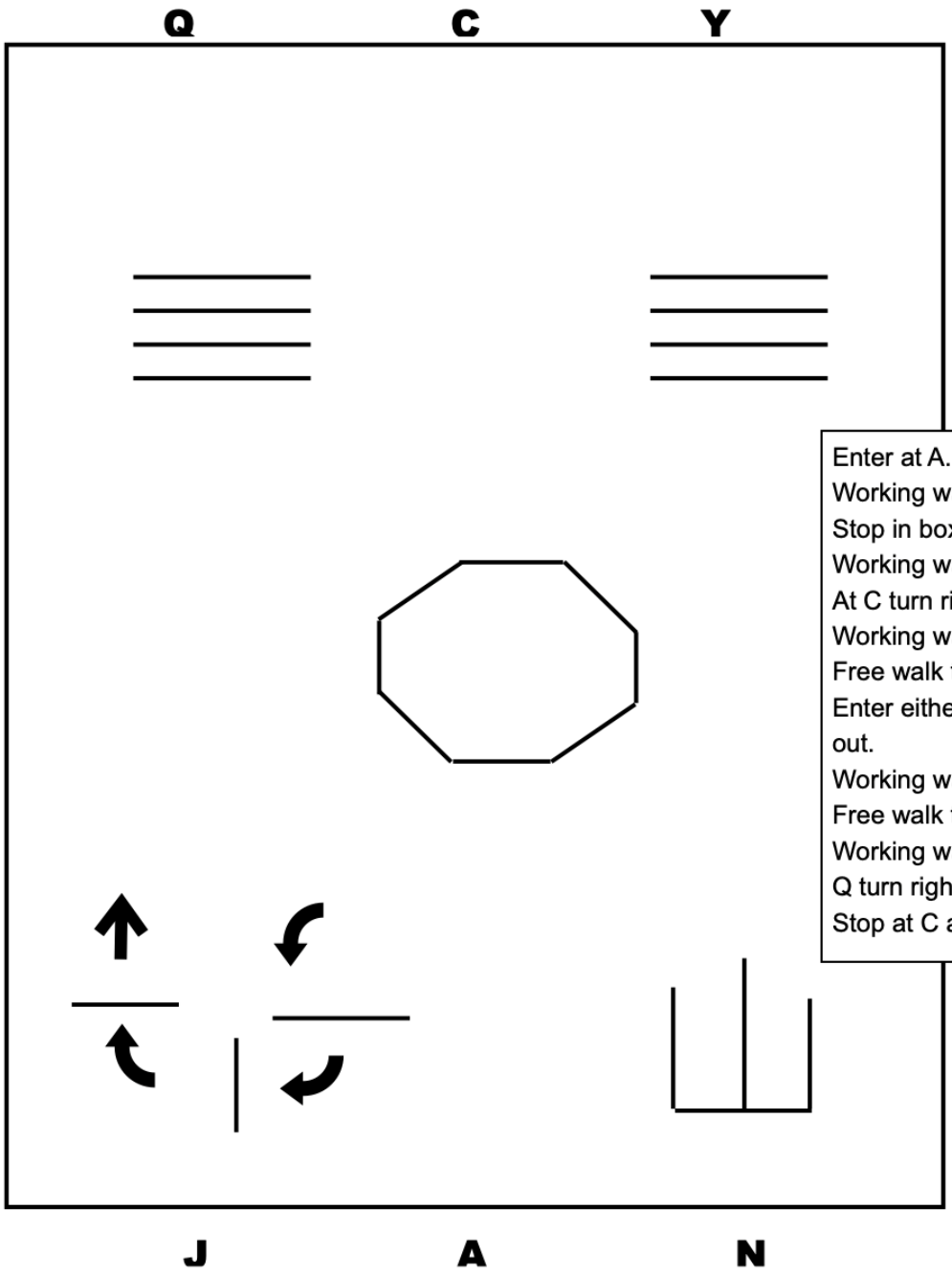

Enter at A. Stop and Salute.
Working walk into box.
Stop in box and count to 10.
Working walk out.
At C turn right.
Working walk over poles.
Free walk toward back.
Enter either side. Stop and back out.
Working walk to T.
Free walk through T.
Working walk to walk overs.
Q turn right.
Stop at C and salute.

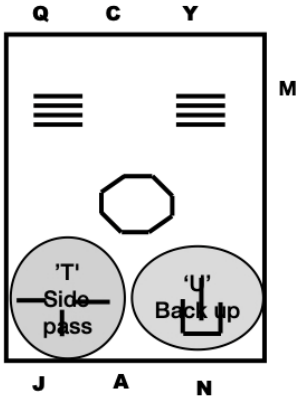

Adult/Youth Advanced J/W/L

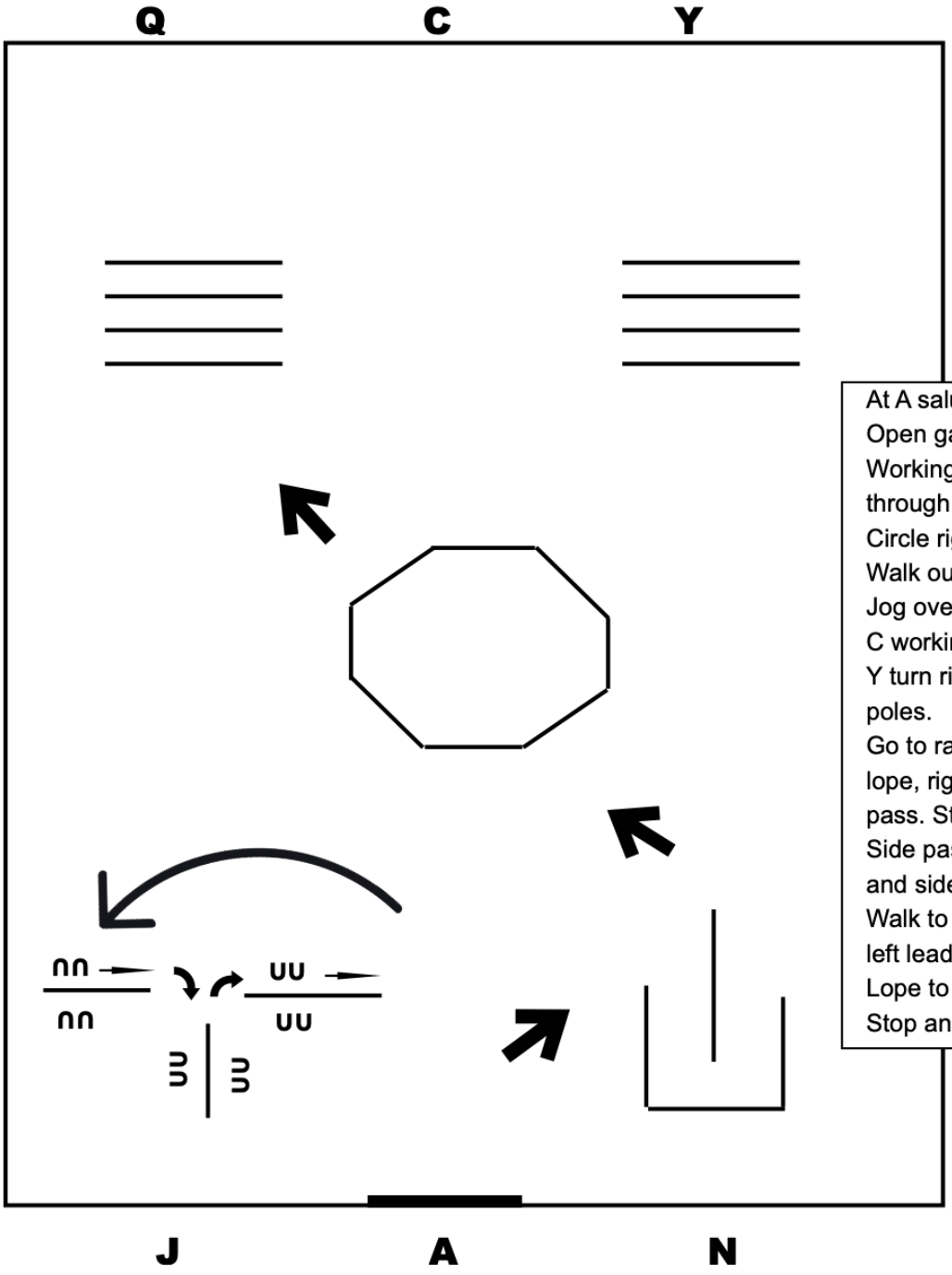

At A salute.
Open gate. Do not close.
Working walk to U back. Walk through and back out.
Circle right in box.
Walk out and jog to poles.
Jog over poles. Continue to C.
C working walk.
Y turn right and free walk over poles.
Go to rail and pick up working lope, right lead. Lope to side pass. Stop.
Side pass right. Turn in center and side pass left.
Walk to rail and pick up lope, left lead.
Lope to M. Working jog to C.
Stop and salute.

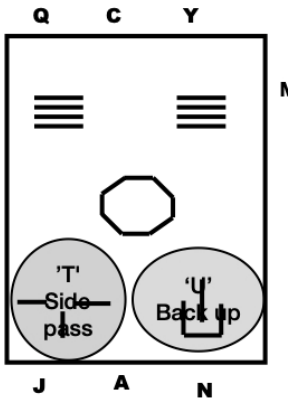

Adult/Youth Advanced J/W/L

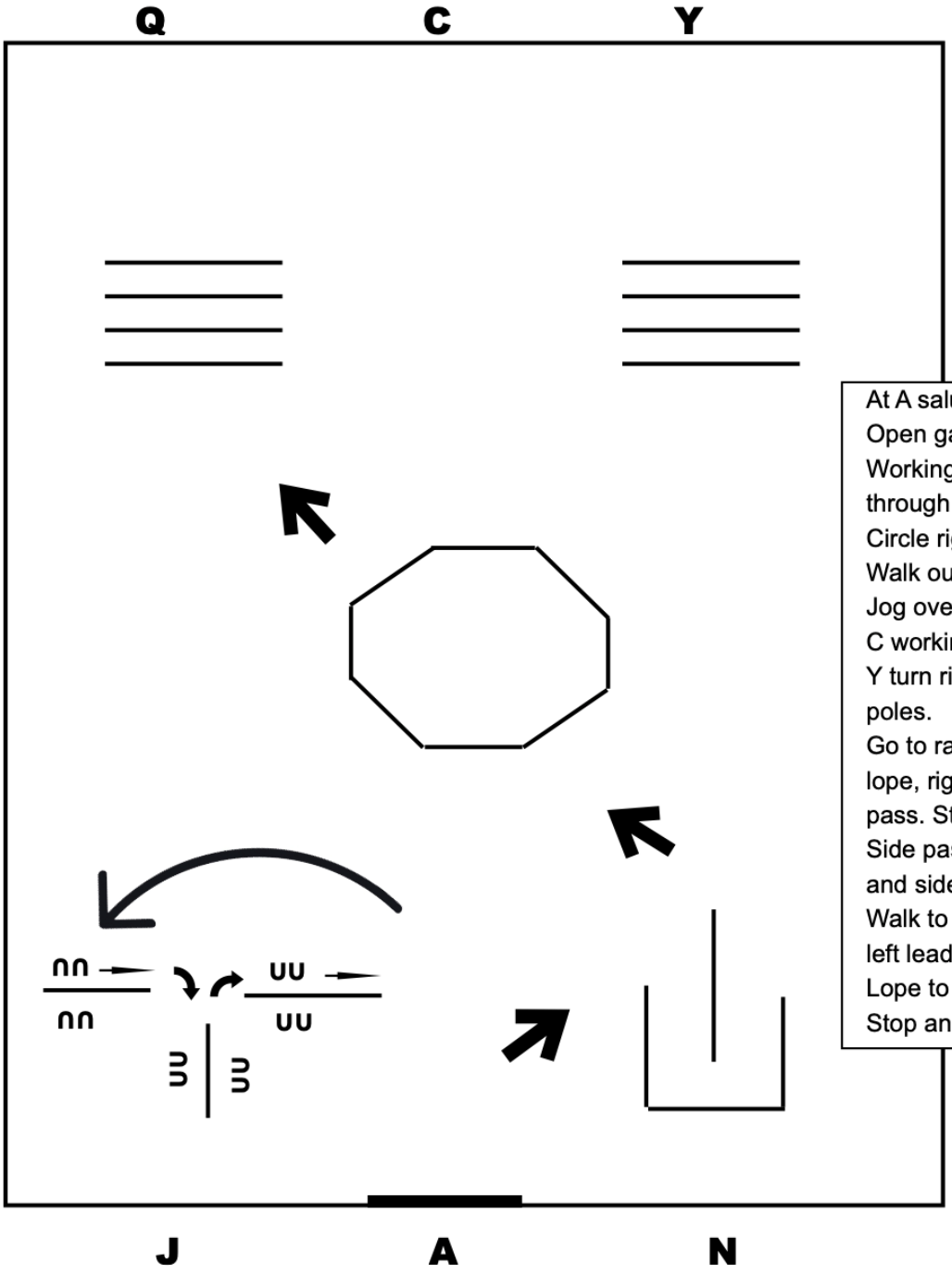
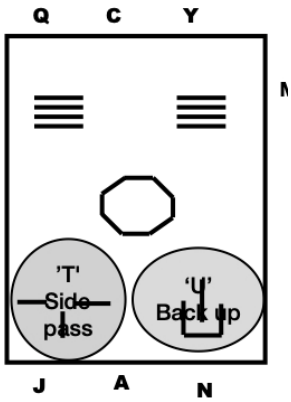
At A salute.
Open gate. Do not close.
Working walk to U back. Walk through and back out.
Circle right in box.
Walk out and jog to poles.
Jog over poles. Continue to C.
C working walk.
Y turn right and free walk over poles.
Go to rail and pick up working lope, right lead. Lope to side pass. Stop.
Side pass right. Turn in center and side pass left.
Walk to rail and pick up lope, left lead.
Lope to M. Working jog to C.
Stop and salute.